

**Play value**

Climbing Structures made from hand-processed irregular round logs, can be integrated into a strongly nature-oriented environment due to their formal expressive character. Many children can play within a small space; Climbing Structures can even absorb the arrival of a large number of children who wish to play on it and incorporate all of them within a flowing play rhythm. Climbing Structures do not only allow for climbing, experiencing height, and for having a sensual experience with hands and feet, but they can also be used as a nice seat for relaxing and observing.



© Richter Spielgeräte GmbH 06/22

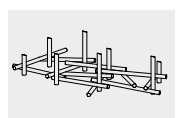
**Climbing Structure 21**

**Fundamental characteristics**

- Natural, strong posts
- No pre-determined play procedures, individual mastering
- Incentive for playing: strong, challenging structure
- Movement: climbing, balancing, doing exercise

**Recommended for**

- Kindergarten children
- School children
- Supervised play areas, such as kindergartens, schools, after-school programmes or similar
- Public play areas without supervision, such as playgrounds, parks or similar

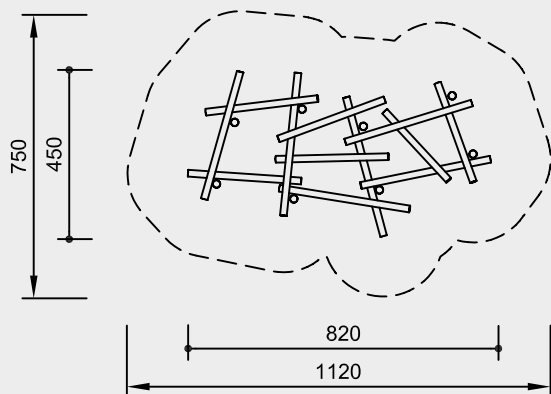
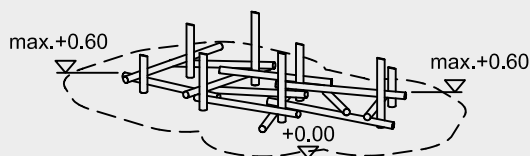


**6.51021 / L6.51021**

**Order No. 6.51021 / L6.51021**  
**Climbing Structure 21**

Safety distance   
 Device dimensions   
 Functional distance 

**Height details in meters**



Scale 1:200

Safety check according to DIN EN 1176 and "safety in another way"

**Components**

- 8 Stand posts
- 12 Connecting tie beams
- Fittings

**Dimensions**

(small deviations possible)

Length 8.20 m  
 Width 4.50 m

**Installation information**

Surfacing requirements corresponding to a fall height of  $\leq 0.60$  m (please refer to price list for more detailed information)

Foundations  
 8 items 80 x 80 x 60 cm  
 Excavation depth 80 cm

**Note**  
**The climbing structure is an individual construction which is only partly pre-assembled in our workshop. Therefore, the installation needs to be carried out by an installation company authorised by us.**  
 Technical changes reserved.

**Technical information**

Posts made of robinia,  $\varnothing$  15 - 21 cm

**Peeled white**

Palisades peeled white means that bark, cambium and sapwood are removed, the natural shape of the trunk is preserved and can be experienced



**Bevel cut**

Vertical stand posts with bevelled end grain section as constructive wood preservation measure



**Profiled washer**

Profiled washer for covering protruding screw heads according to standard, improved pressure distribution and protection against water. Impedes loosening the bolt



**Adjustable**

Adjustable two-piece bolt connection, easy to maintain, no projecting threads



**Distance fitting**

Screw connection with distance fitting to avoid entrapment areas



**Order No. L6.51021**

As above, but de-barked posts made of non-impregnated mountain larch with steel feet,  $\varnothing$  15 - 21 cm, splinter free

**Ground anchor**

All parts used for anchoring to the ground are made of hot-dip galvanised steel or stainless steel



**Relief cut**

Targeted relief cut as an effective measure against cracks caused by drying. The cut defines the position of the stress equalization in the trunk and minimises natural cracking



**For more detailed explanation of the quality characteristics see price list.**

